

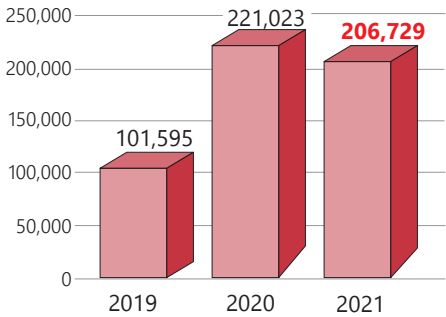


How THE INN has continued to maintain the 'SAFETY NET' for those in need during COVID-19

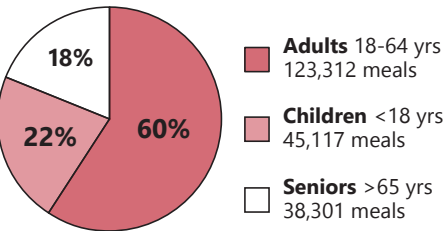
THE MARY BRENNAN INN (MBI)

COVID's economic impact has driven a sharp increase in the need for meals and essentials.

MBI Meals Served 2019 - 2021

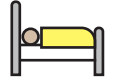


Who We Served



THE INN HOUSING PROGRAMS

The guests continue to face critical housing shortages.



Crisis Housing (Nights)

Year	Nights
2019	264
2020	371
2021	171

COVID Crisis Housing (Nights)

2021
16,829

Emergency Shelter Housing

54 Beds and 5 Cribs in two family-like homes for families and single men



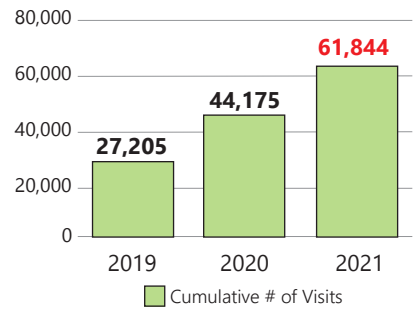
Long-Term Housing (Individual Homes)

9 families & congregate male housing

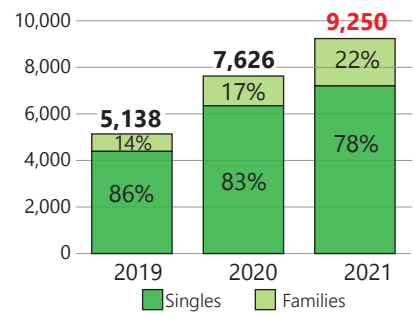
THE CENTER FOR TRANSFORMATIVE CHANGE (CTC)

The number of guests including families seeking assistance has grown dramatically.

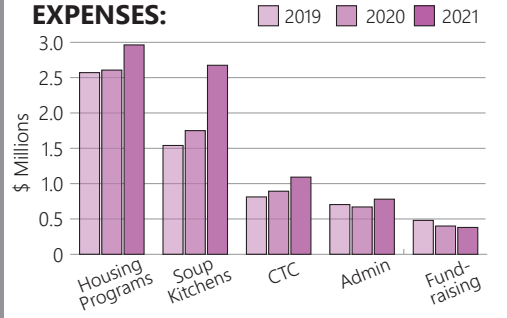
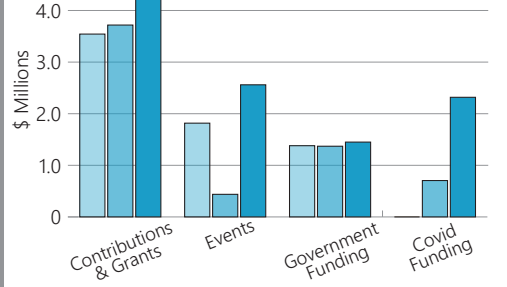
Cumulative Total Visits



Cumulative Total New Guests



FISCAL YEARS 2019 - 2021*



* Audited Annual Report, Fiscal Years July 1 - June 30

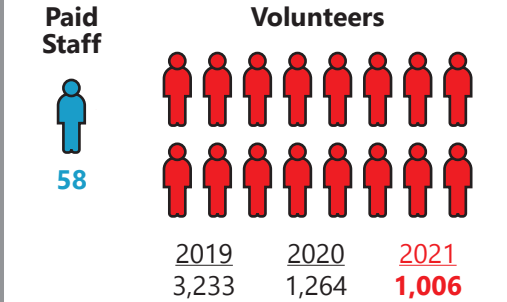
15,541,189

MEALS SERVED SINCE 1983 at INN soup kitchens and shelters

61,844

CTC VISITS SINCE 2016

STAFF / VOLUNTEERS





This is what we did in 2021 (Continued from Page 1)

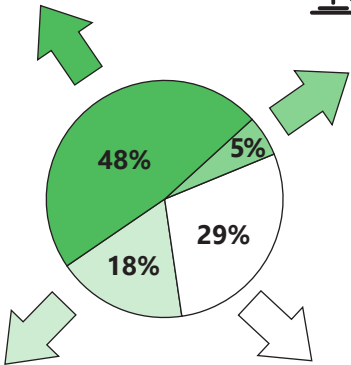
CTC Provided **21,587** Services during **17,669** Visits

10,328 Case Management Services

- Identification
- Crisis Housing
- Mailbox/Phone Access
- Government Benefits
- Emergency Cash & Metrocards
- Medical & Mental Health Referrals
- Job Search

1,215 Medical / Legal Services

- Mental Health Counseling
Substance Abuse Counseling
- Covid / Flu Vaccinations
- "Ask the Nurse"
- "Ask the Lawyer"



3,784 Emergency Needs

- Food
- Housing
- Transportation
- Baby Items
- Winter Clothing

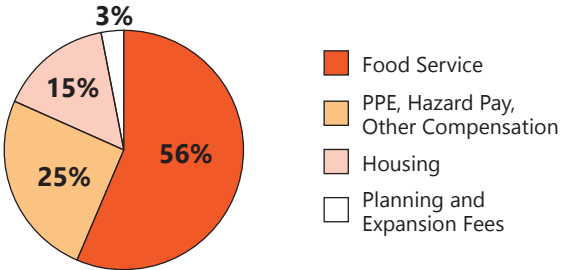
6,260 Barcode Registrations

The installation of our new bar code scanning system captures data that enables us to better serve the guests and plan for future needs.

In Addition to Meals, MBI provided these Essential Services:

- 7,455** Pantry Baskets
- 2,761** Holiday Turkeys & Fixings Bags
- 9,915** Diapers and Baby Care Packs
- 2,559** Toiletry Packs
- 1,014** PPE - Personal Protection Kits
- 66,389** Pairs of Socks
- 22,678** Items of Clothing
- 682** Backpacks with School Supplies
- 1,281** Holiday Toys
- 12,287** Flea Market Items

COVID Expenses March 2020 - December 2021



Total Expenses \$3.2 Million

